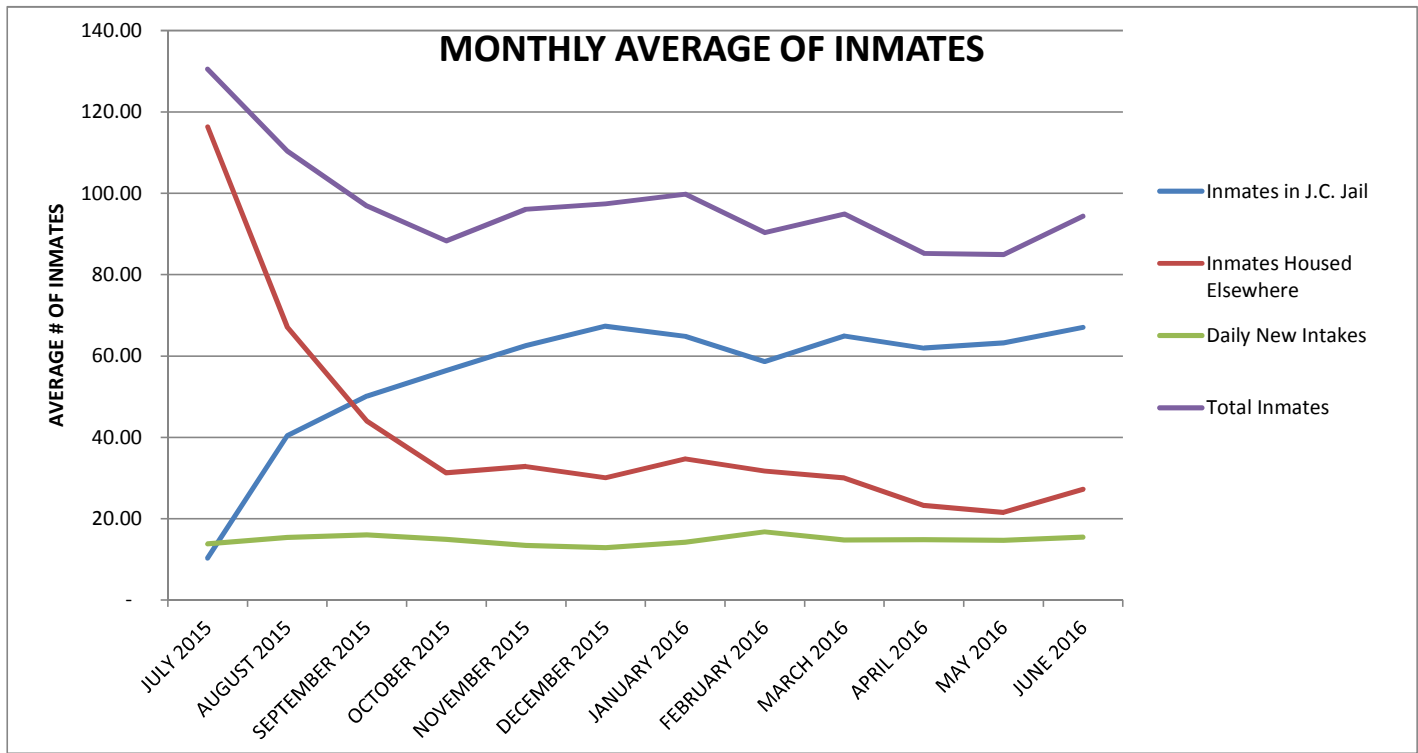
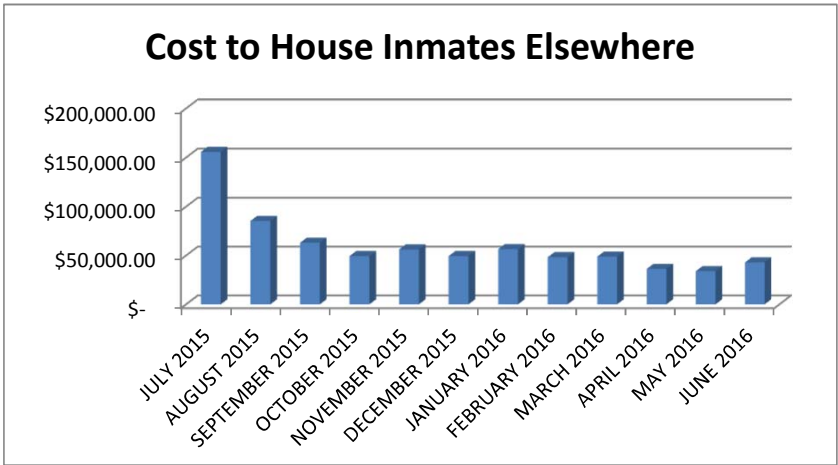


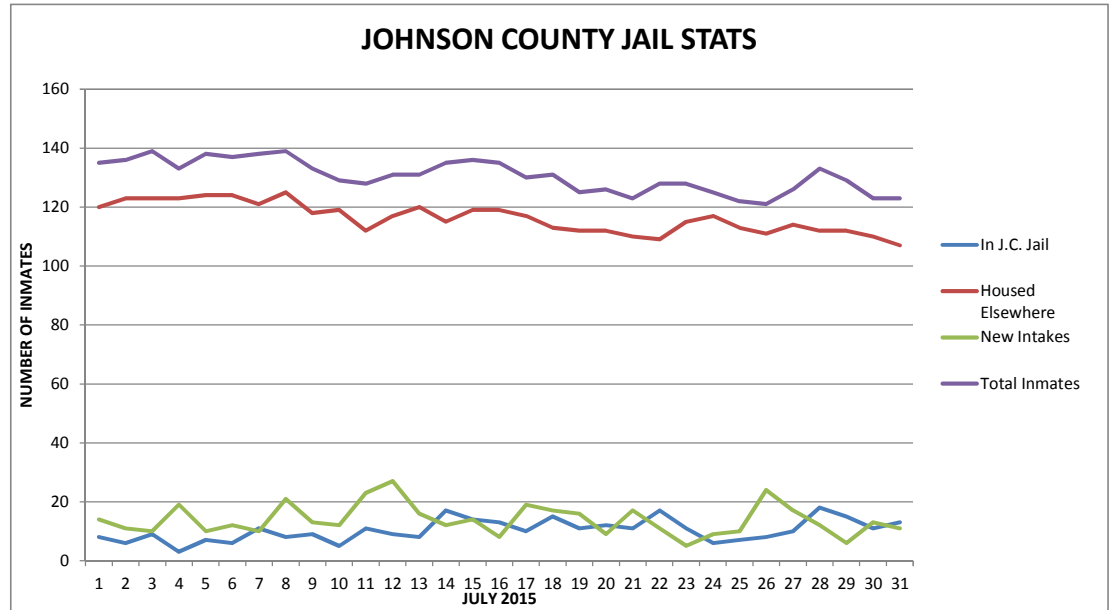
JOHNSON COUNTY JAIL STATS - FISCAL YEAR 2015-2016

MONTH	MONTHLY AVERAGE				COST TO HOUSE ELSEWHERE
	INMATES IN J.C. JAIL	HOUSED ELSEWHERE	DAILY NEW INTAKES	TOTAL INMATES	
JULY 2015	10.29	116.32	13.81	130.52	\$ 155,679.00
AUGUST 2015	40.35	67.16	15.35	110.42	\$ 85,377.00
SEPTEMBER 2015	50.13	44.03	15.97	96.83	\$ 63,000.00
OCTOBER 2015	56.39	31.26	14.90	88.29	\$ 49,445.00
NOVEMBER 2015	62.53	32.80	13.40	96.07	\$ 56,190.00
DECEMBER 2015	67.32	30.10	12.84	97.42	\$ 49,445.00
JANUARY 2016	64.84	34.71	14.19	99.77	\$ 56,515.00
FEBRUARY 2016	58.62	31.69	16.76	90.31	\$ 48,270.00
MARCH 2016	64.90	29.97	14.71	94.87	\$ 48,860.00
APRIL 2016	61.93	23.20	14.80	85.23	\$ 36,300.00
MAY 2016	63.23	21.52	14.68	84.94	\$ 34,000.00
JUNE 2016	67.07	27.27	15.47	94.33	\$ 42,900.00



JOHNSON COUNTY JAIL STATISTICS

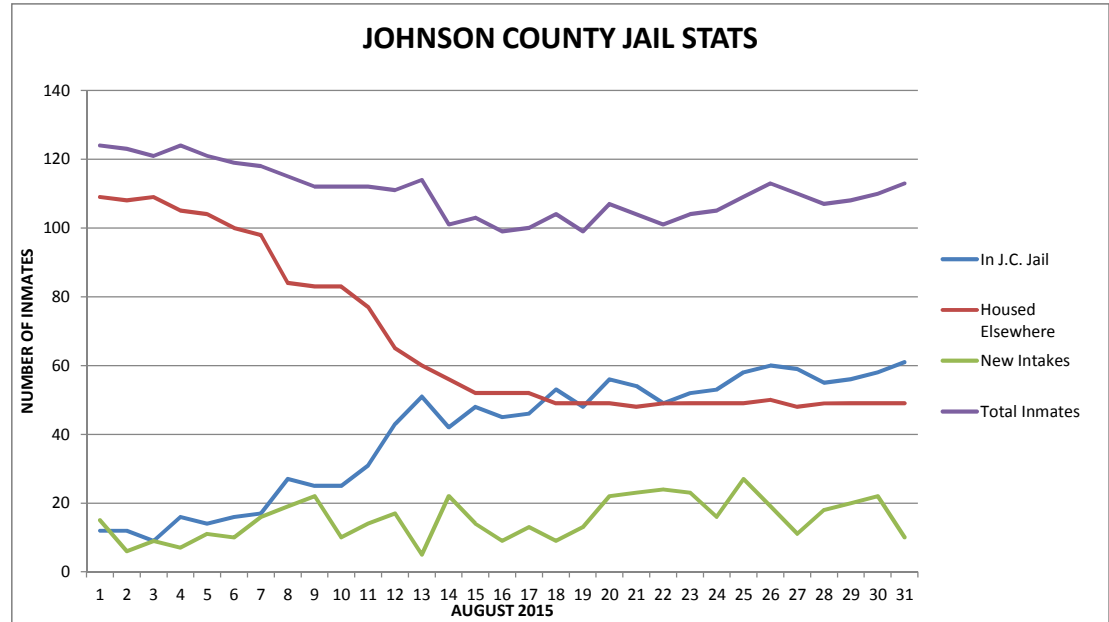
DATE	DAY	JOHNSON COUNTY JAIL	PRISONERS HOUSED ELSEWHERE	SENTENCED PRISONERS ON MONITOR	NEW INTAKES	TOTAL INMATES
7/1/2015	WED	8	120	7	14	135
7/2/2015	THU	6	123	7	11	136
7/3/2015	FRI	9	123	7	10	139
7/4/2015	SAT	3	123	7	19	133
7/5/2015	SUN	7	124	7	10	138
7/6/2015	MON	6	124	7	12	137
7/7/2015	TUE	11	121	6	10	138
7/8/2015	WED	8	125	6	21	139
7/9/2015	THU	9	118	6	13	133
7/10/2015	FRI	5	119	5	12	129
7/11/2015	SAT	11	112	5	23	128
7/12/2015	SUN	9	117	5	27	131
7/13/2015	MON	8	120	3	16	131
7/14/2015	TUE	17	115	3	12	135
7/15/2015	WED	14	119	3	14	136
7/16/2015	THU	13	119	3	8	135
7/17/2015	FRI	10	117	3	19	130
7/18/2015	SAT	15	113	3	17	131
7/19/2015	SUN	11	112	2	16	125
7/20/2015	MON	12	112	2	9	126
7/21/2015	TUE	11	110	2	17	123
7/22/2015	WED	17	109	2	11	128
7/23/2015	THU	11	115	2	5	128
7/24/2015	FRI	6	117	2	9	125
7/25/2015	SAT	7	113	2	10	122
7/26/2015	SUN	8	111	2	24	121
7/27/2015	MON	10	114	2	17	126
7/28/2015	TUE	18	112	3	12	133
7/29/2015	WED	15	112	2	6	129
7/30/2015	THU	11	110	2	13	123
7/31/2015	FRI	13	107	3	11	123
JULY TOTALS		319	3606	121	428	4046



MONTHLY AVERAGE			
PRISONERS IN J.C. JAIL	PRISONERS ELSEWHERE	DAILY NEW INTAKES	TOTAL PRISONERS
10.29	116.32	13.81	130.52

JOHNSON COUNTY JAIL STATISTICS

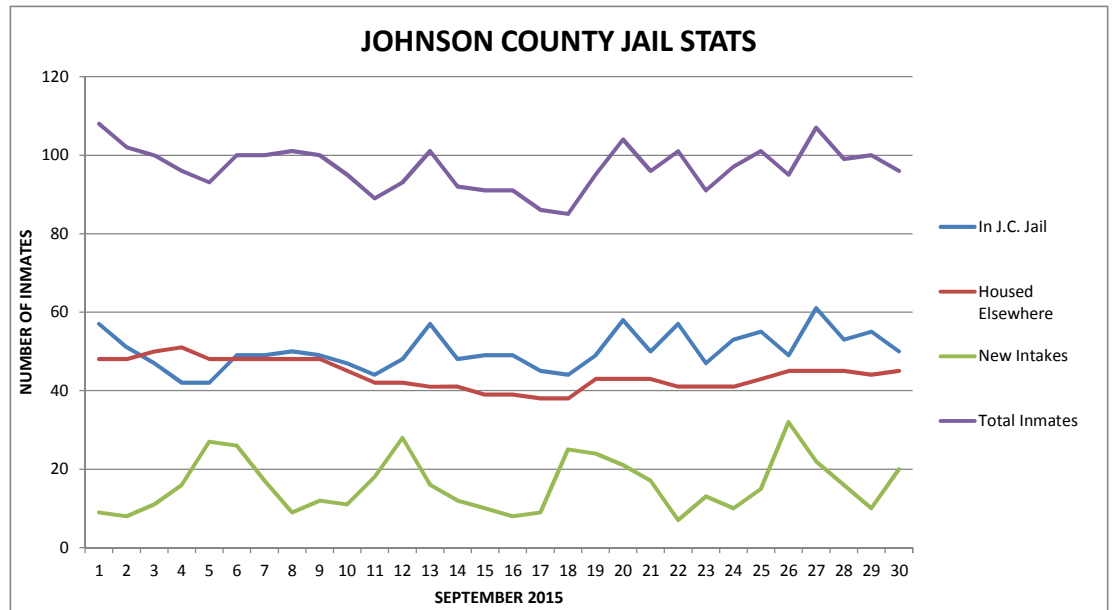
DATE	DAY	JOHNSON COUNTY JAIL	PRISONERS HOUSED ELSEWHERE	SENTENCED PRISONERS ON MONITOR	NEW INTAKES	TOTAL INMATES
8/1/2015	SAT	12	109	3	15	124
8/2/2015	SUN	12	108	3	6	123
8/3/2015	MON	9	109	3	9	121
8/4/2015	TUE	16	105	3	7	124
8/5/2015	WED	14	104	3	11	121
8/6/2015	THU	16	100	3	10	119
8/7/2015	FRI	17	98	3	16	118
8/8/2015	SAT	27	84	4	19	115
8/9/2015	SUN	25	83	4	22	112
8/10/2015	MON	25	83	4	10	112
8/11/2015	TUE	31	77	4	14	112
8/12/2015	WED	43	65	3	17	111
8/13/2015	THU	51	60	3	5	114
8/14/2015	FRI	42	56	3	22	101
8/15/2015	SAT	48	52	3	14	103
8/16/2015	SUN	45	52	2	9	99
8/17/2015	MON	46	52	2	13	100
8/18/2015	TUE	53	49	2	9	104
8/19/2015	WED	48	49	2	13	99
8/20/2015	THU	56	49	2	22	107
8/21/2015	FRI	54	48	2	23	104
8/22/2015	SAT	49	49	3	24	101
8/23/2015	SUN	52	49	3	23	104
8/24/2015	MON	53	49	3	16	105
8/25/2015	TUE	58	49	2	27	109
8/26/2015	WED	60	50	3	19	113
8/27/2015	THU	59	48	3	11	110
8/28/2015	FRI	55	49	3	18	107
8/29/2015	SAT	56	49	3	20	108
8/30/2015	SUN	58	49	3	22	110
8/31/2015	MON	61	49	3	10	113
AUGUST TOTALS		1251	2082	90	476	3423



MONTHLY AVERAGE			
PRISONERS	PRISONERS	NEW INTAKES	TOTAL PRISONERS
IN J.C.JAIL	ELSEWHERE		
40.35	67.16	15.35	110.42

JOHNSON COUNTY JAIL STATISTICS

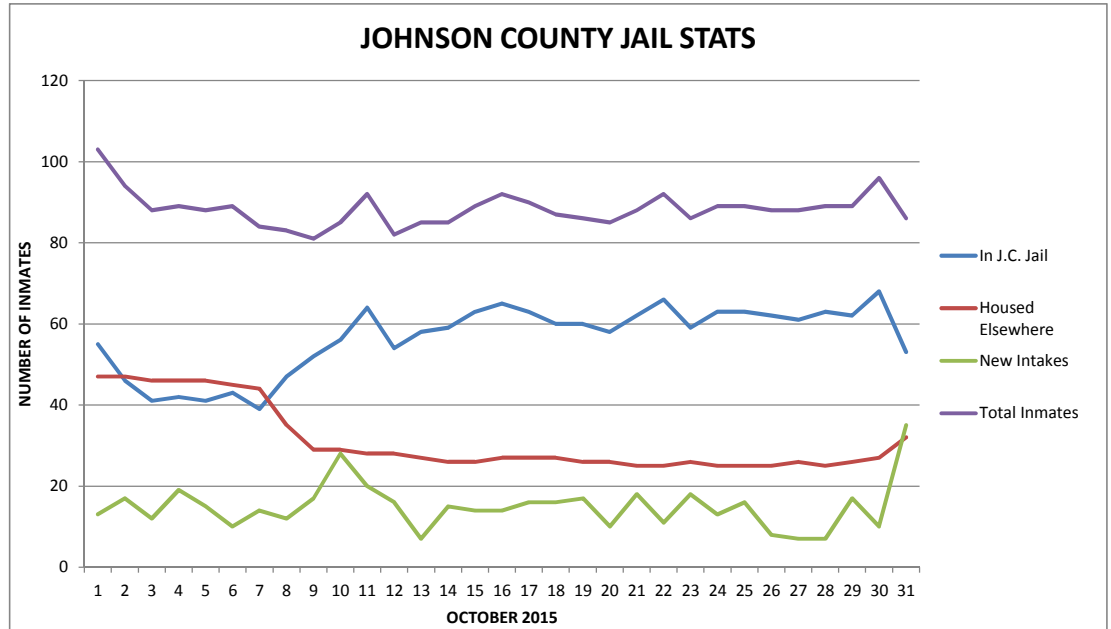
DATE	DAY	JOHNSON COUNTY JAIL	PRISONERS HOUSED ELSEWHERE	SENTENCED PRISONERS ON MONITOR	NEW INTAKES	TOTAL INMATES
9/1/2015	TUE	57	48	3	9	108
9/2/2015	WED	51	48	3	8	102
9/3/2015	THU	47	50	3	11	100
9/4/2015	FRI	42	51	3	16	96
9/5/2015	SAT	42	48	3	27	93
9/6/2015	SUN	49	48	3	26	100
9/7/2015	MON	49	48	3	17	100
9/8/2015	TUE	50	48	3	9	101
9/9/2015	WED	49	48	3	12	100
9/10/2015	THU	47	45	3	11	95
9/11/2015	FRI	44	42	3	18	89
9/12/2015	SAT	48	42	3	28	93
9/13/2015	SUN	57	41	3	16	101
9/14/2015	MON	48	41	3	12	92
9/15/2015	TUE	49	39	3	10	91
9/16/2015	WED	49	39	3	8	91
9/17/2015	THU	45	38	3	9	86
9/18/2015	FRI	44	38	3	25	85
9/19/2015	SAT	49	43	3	24	95
9/20/2015	SUN	58	43	3	21	104
9/21/2015	MON	50	43	3	17	96
9/22/2015	TUE	57	41	3	7	101
9/23/2015	WED	47	41	3	13	91
9/24/2015	THU	53	41	3	10	97
9/25/2015	FRI	55	43	3	15	101
9/26/2015	SAT	49	45	1	32	95
9/27/2015	SUN	61	45	1	22	107
9/28/2015	MON	53	45	1	16	99
9/29/2015	TUE	55	44	1	10	100
9/30/2015	WED	50	45	1	20	96
SEPTEMBER TOTALS		1504	1321	80	479	2905



MONTHLY AVERAGE			
IN J.C. JAIL	PRISONERS ELSEWHERE	DAILY NEW INTAKES	TOTAL PRISONERS
50.13	44.03	15.97	96.83

JOHNSON COUNTY JAIL STATISTICS

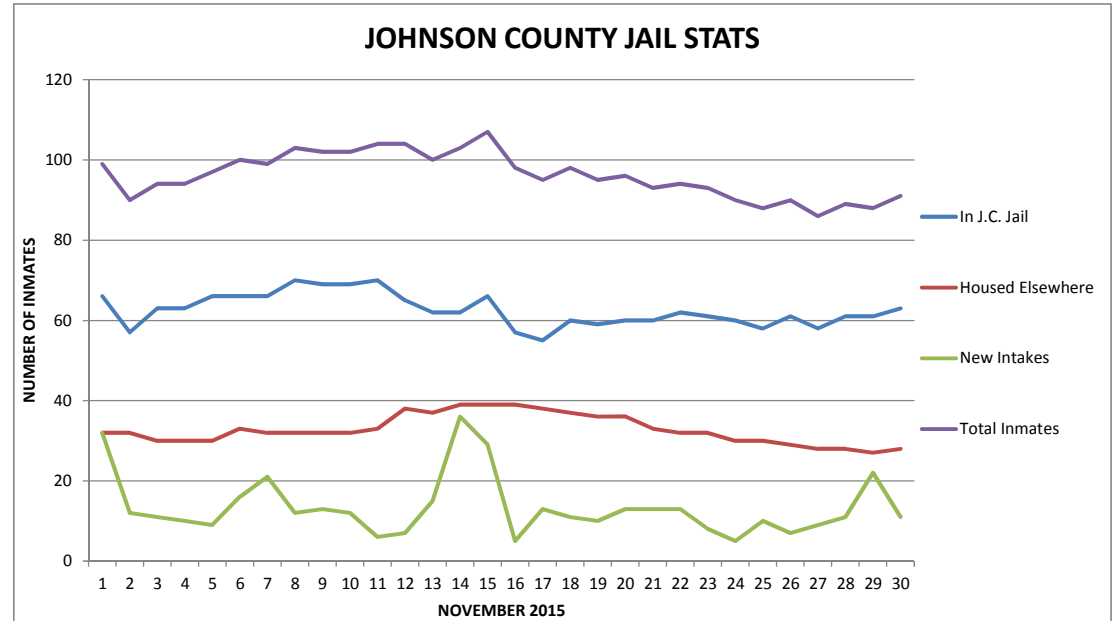
DATE	DAY	JOHNSON COUNTY JAIL	PRISONERS HOUSED ELSEWHERE	SENTENCED PRISONERS ON MONITOR	NEW INTAKES	TOTAL INMATES
10/1/2015	THU	55	47	1	13	103
10/2/2015	FRI	46	47	1	17	94
10/3/2015	SAT	41	46	1	12	88
10/4/2015	SUN	42	46	1	19	89
10/5/2015	MON	41	46	1	15	88
10/6/2015	TUE	43	45	1	10	89
10/7/2015	WED	39	44	1	14	84
10/8/2015	THU	47	35	1	12	83
10/9/2015	FRI	52	29	0	17	81
10/10/2015	SAT	56	29	0	28	85
10/11/2015	SUN	64	28	0	20	92
10/12/2015	MON	54	28	0	16	82
10/13/2015	TUE	58	27	0	7	85
10/14/2015	WED	59	26	0	15	85
10/15/2015	THU	63	26	0	14	89
10/16/2015	FRI	65	27	0	14	92
10/17/2015	SAT	63	27	0	16	90
10/18/2015	SUN	60	27	0	16	87
10/19/2015	MON	60	26	0	17	86
10/20/2015	TUE	58	26	1	10	85
10/21/2015	WED	62	25	1	18	88
10/22/2015	THU	66	25	1	11	92
10/23/2015	FRI	59	26	1	18	86
10/24/2015	SAT	63	25	1	13	89
10/25/2015	SUN	63	25	1	16	89
10/26/2015	MON	62	25	1	8	88
10/27/2015	TUE	61	26	1	7	88
10/28/2015	WED	63	25	1	7	89
10/29/2015	THU	62	26	1	17	89
10/30/2015	FRI	68	27	1	10	96
10/31/2015	SAT	53	32	1	35	86
OCTOBER TOTALS		1748	969	20	462	2737



MONTHLY AVERAGE			
PRISONERS HOUSED IN J.C. JAIL	PRISONERS HOUSED ELSEWHERE	DAILY NEW INTAKES	TOTAL PRISONERS
56.39	31.26	14.9	88.29

JOHNSON COUNTY JAIL STATISTICS

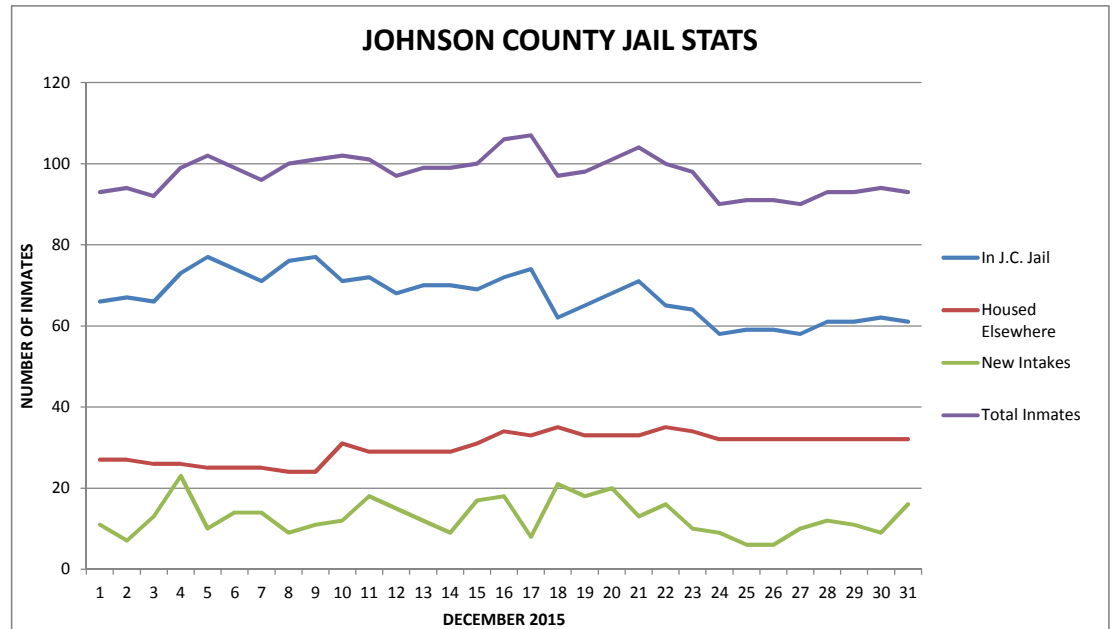
DATE	DAY	JOHNSON COUNTY JAIL	PRISONERS HOUSED ELSEWHERE	SENTENCED PRISONERS ON MONITOR	NEW INTAKES	TOTAL INMATES
11/1/2015	SUN	66	32	1	32	99
11/2/2015	MON	57	32	1	12	90
11/3/2015	TUE	63	30	1	11	94
11/4/2015	WED	63	30	1	10	94
11/5/2015	THU	66	30	1	9	97
11/6/2015	FRI	66	33	1	16	100
11/7/2015	SAT	66	32	1	21	99
11/8/2015	SUN	70	32	1	12	103
11/9/2015	MON	69	32	1	13	102
11/10/2015	TUE	69	32	1	12	102
11/11/2015	WED	70	33	1	6	104
11/12/2015	THU	65	38	1	7	104
11/13/2015	FRI	62	37	1	15	100
11/14/2015	SAT	62	39	2	36	103
11/15/2015	SUN	66	39	2	29	107
11/16/2015	MON	57	39	2	5	98
11/17/2015	TUE	55	38	2	13	95
11/18/2015	WED	60	37	1	11	98
11/19/2015	THU	59	36	0	10	95
11/20/2015	FRI	60	36	0	13	96
11/21/2015	SAT	60	33	0	13	93
11/22/2015	SUN	62	32	0	13	94
11/23/2015	MON	61	32	0	8	93
11/24/2015	TUE	60	30	0	5	90
11/25/2015	WED	58	30	0	10	88
11/26/2015	THU	61	29	0	7	90
11/27/2015	FRI	58	28	0	9	86
11/28/2015	SAT	61	28	0	11	89
11/29/2015	SUN	61	27	0	22	88
11/30/2015	MON	63	28	0	11	91
NOVEMBER TOTALS		1876	984	22	402	2882



MONTHLY AVERAGE			
IN J.C. JAIL	PRISONERS ELSEWHERE	NEW INTAKES	TOTAL PRISONERS
62.53	32.8	13.4	96.07

JOHNSON COUNTY JAIL STATISTICS

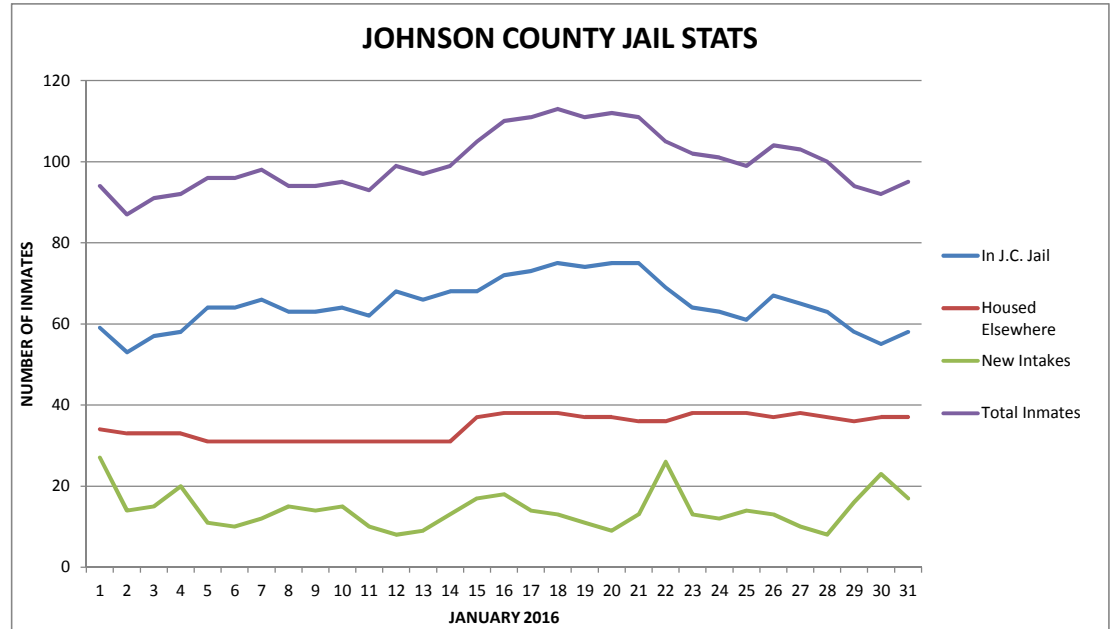
DATE	DAY	JOHNSON COUNTY JAIL	PRISONERS HOUSED ELSEWHERE	SENTENCED PRISONERS ON MONITOR	NEW INTAKES	TOTAL INMATES
12/1/2015	TUE	66	27	0	11	93
12/2/2015	WED	67	27	0	7	94
12/3/2015	THU	66	26	0	13	92
12/4/2015	FRI	73	26	0	23	99
12/5/2015	SAT	77	25	0	10	102
12/6/2015	SUN	74	25	0	14	99
12/7/2015	MON	71	25	0	14	96
12/8/2015	TUE	76	24	0	9	100
12/9/2015	WED	77	24	0	11	101
12/10/2015	THU	71	31	0	12	102
12/11/2015	FRI	72	29	0	18	101
12/12/2015	SAT	68	29	0	15	97
12/13/2015	SUN	70	29	0	12	99
12/14/2015	MON	70	29	0	9	99
12/15/2015	TUE	69	31	0	17	100
12/16/2015	WED	72	34	0	18	106
12/17/2015	THU	74	33	0	8	107
12/18/2015	FRI	62	35	0	21	97
12/19/2015	SAT	65	33	0	18	98
12/20/2015	SUN	68	33	0	20	101
12/21/2015	MON	71	33	0	13	104
12/22/2015	TUE	65	35	0	16	100
12/23/2015	WED	64	34	0	10	98
12/24/2015	THU	58	32	0	9	90
12/25/2015	FRI	59	32	0	6	91
12/26/2015	SAT	59	32	0	6	91
12/27/2015	SUN	58	32	0	10	90
12/28/2015	MON	61	32	0	12	93
12/29/2015	TUE	61	32	0	11	93
12/30/2015	WED	62	32	0	9	94
12/31/2015	THU	61	32	0	16	93
DECEMBER TOTALS		2087	933	0	398	3020



MONTHLY AVERAGE			
PRISONERS HOUSED	DAILY	TOTAL	
IN J.C.JAIL	ELSEWHERE	NEW INTAKES	PRISONERS
67.32	30.1	12.84	97.42

JOHNSON COUNTY JAIL STATISTICS

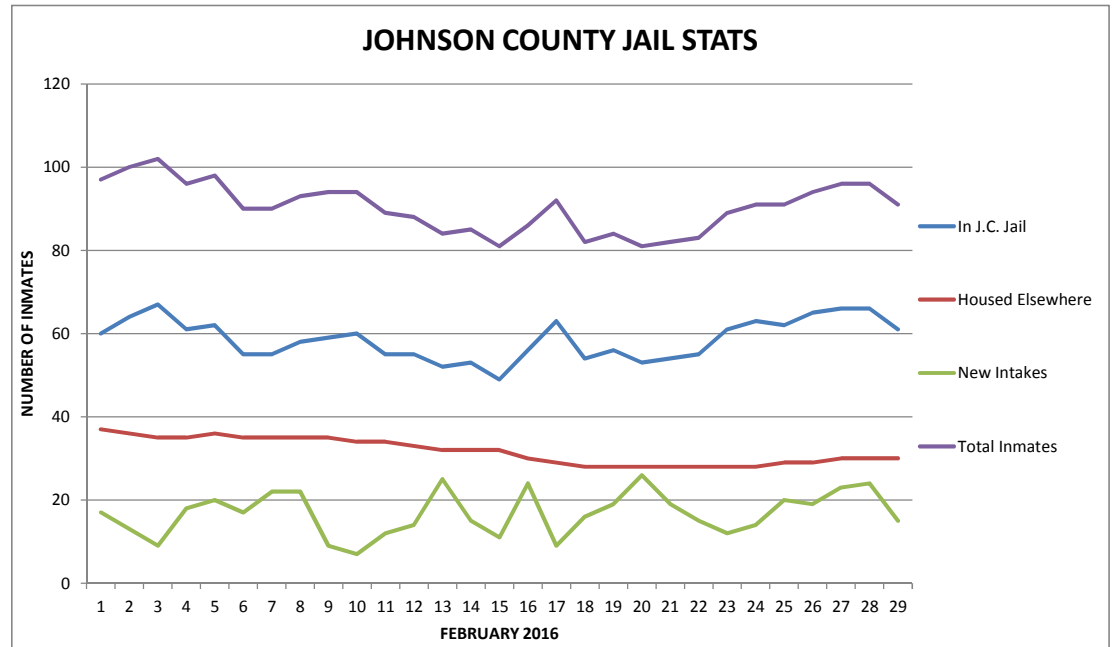
DATE	DAY	JOHNSON COUNTY JAIL	PRISONERS HOUSED ELSEWHERE	SENTENCED PRISONERS ON MONITOR	NEW INTAKES	TOTAL INMATES
1/1/2016	FRI	59	34	1	27	94
1/2/2016	SAT	53	33	1	14	87
1/3/2016	SUN	57	33	1	15	91
1/4/2016	MON	58	33	1	20	92
1/5/2016	TUE	64	31	1	11	96
1/6/2016	WED	64	31	1	10	96
1/7/2016	THU	66	31	1	12	98
1/8/2016	FRI	63	31	0	15	94
1/9/2016	SAT	63	31	0	14	94
1/10/2016	SUN	64	31	0	15	95
1/11/2016	MON	62	31	0	10	93
1/12/2016	TUE	68	31	0	8	99
1/13/2016	WED	66	31	0	9	97
1/14/2016	THU	68	31	0	13	99
1/15/2016	FRI	68	37	0	17	105
1/16/2016	SAT	72	38	0	18	110
1/17/2016	SUN	73	38	0	14	111
1/18/2016	MON	75	38	0	13	113
1/19/2016	TUE	74	37	0	11	111
1/20/2016	WED	75	37	0	9	112
1/21/2016	THU	75	36	0	13	111
1/22/2016	FRI	69	36	0	26	105
1/23/2016	SAT	64	38	0	13	102
1/24/2016	SUN	63	38	0	12	101
1/25/2016	MON	61	38	0	14	99
1/26/2016	TUE	67	37	0	13	104
1/27/2016	WED	65	38	0	10	103
1/28/2016	THU	63	37	0	8	100
1/29/2016	FRI	58	36	0	16	94
1/30/2016	SAT	55	37	0	23	92
1/31/2016	SUN	58	37	0	17	95
JANUARY TOTALS		2010	1076	7	440	3093



MONTHLY AVERAGE			
PRISONERS HOUSED	DAILY	TOTAL	
IN J.C.JAIL	ELSEWHERE	NEW INTAKES	PRISONERS
64.84	34.71	14.19	99.77

JOHNSON COUNTY JAIL STATISTICS

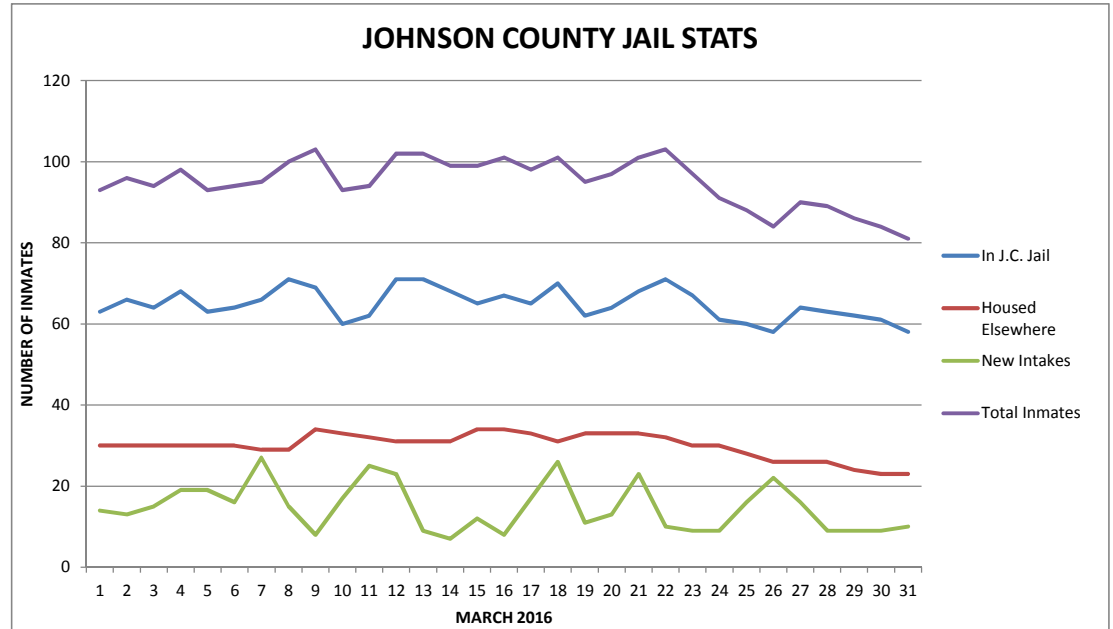
DATE	DAY	JOHNSON COUNTY JAIL	PRISONERS HOUSED ELSEWHERE	SENTENCED PRISONERS ON MONITOR	NEW INTAKES	TOTAL INMATES
2/1/2016	MON	60	37	0	17	97
2/2/2016	TUE	64	36	0	13	100
2/3/2016	WED	67	35	0	9	102
2/4/2016	THU	61	35	0	18	96
2/5/2016	FRI	62	36	0	20	98
2/6/2016	SAT	55	35	0	17	90
2/7/2016	SUN	55	35	0	22	90
2/8/2016	MON	58	35	0	22	93
2/9/2016	TUE	59	35	0	9	94
2/10/2016	WED	60	34	0	7	94
2/11/2016	THU	55	34	0	12	89
2/12/2016	FRI	55	33	0	14	88
2/13/2016	SAT	52	32	0	25	84
2/14/2016	SUN	53	32	0	15	85
2/15/2016	MON	49	32	0	11	81
2/16/2016	TUE	56	30	0	24	86
2/17/2016	WED	63	29	0	9	92
2/18/2016	THU	54	28	0	16	82
2/19/2016	FRI	56	28	0	19	84
2/20/2016	SAT	53	28	0	26	81
2/21/2016	SUN	54	28	0	19	82
2/22/2016	MON	55	28	0	15	83
2/23/2016	TUE	61	28	0	12	89
2/24/2016	WED	63	28	0	14	91
2/25/2016	THU	62	29	0	20	91
2/26/2016	FRI	65	29	0	19	94
2/27/2016	SAT	66	30	0	23	96
2/28/2016	SUN	66	30	0	24	96
2/29/2016	MON	61	30	0	15	91
FEBRUARY TOTALS		1700	919	0	486	2619



MONTHLY AVERAGE

JOHNSON COUNTY JAIL STATISTICS

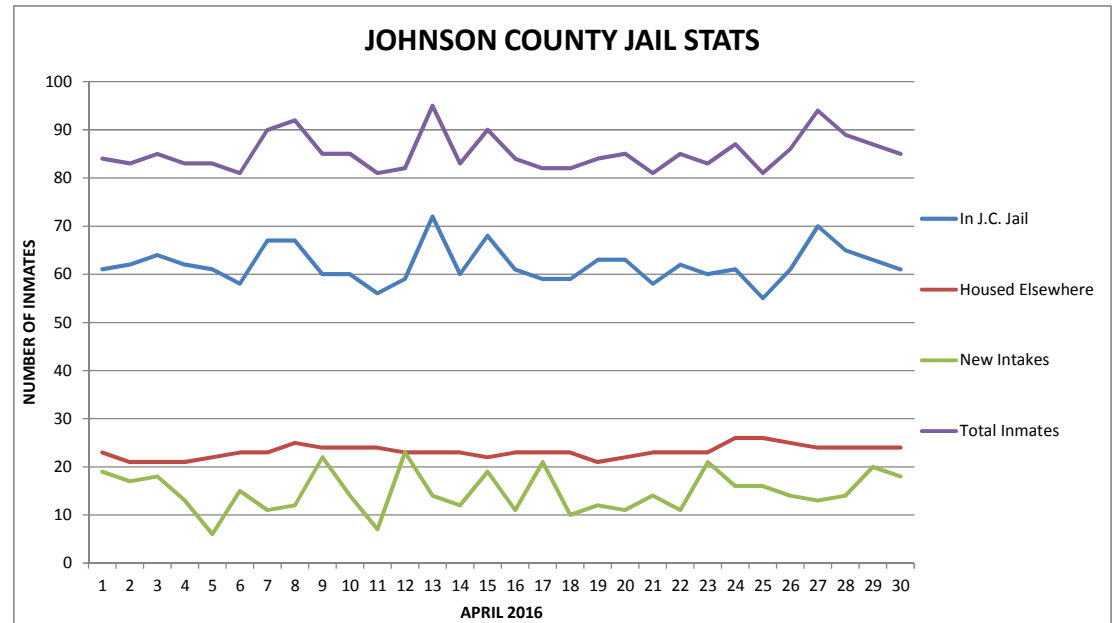
DATE	DAY	JOHNSON COUNTY JAIL	PRISONERS HOUSED ELSEWHERE	SENTENCED PRISONERS ON MONITOR	NEW INTAKES	TOTAL INMATES
3/1/2016	TUE	63	30	0	14	93
3/2/2016	WED	66	30	0	13	96
3/3/2016	THU	64	30	0	15	94
3/4/2016	FRI	68	30	0	19	98
3/5/2016	SAT	63	30	0	19	93
3/6/2016	SUN	64	30	0	16	94
3/7/2016	MON	66	29	0	27	95
3/8/2016	TUE	71	29	0	15	100
3/9/2016	WED	69	34	0	8	103
3/10/2016	THU	60	33	0	17	93
3/11/2016	FRI	62	32	0	25	94
3/12/2016	SAT	71	31	0	23	102
3/13/2016	SUN	71	31	0	9	102
3/14/2016	MON	68	31	0	7	99
3/15/2016	TUE	65	34	0	12	99
3/16/2016	WED	67	34	0	8	101
3/17/2016	THU	65	33	0	17	98
3/18/2016	FRI	70	31	0	26	101
3/19/2016	SAT	62	33	0	11	95
3/20/2016	SUN	64	33	0	13	97
3/21/2016	MON	68	33	0	23	101
3/22/2016	TUE	71	32	0	10	103
3/23/2016	WED	67	30	0	9	97
3/24/2016	THU	61	30	0	9	91
3/25/2016	FRI	60	28	0	16	88
3/26/2016	SAT	58	26	0	22	84
3/27/2016	SUN	64	26	0	16	90
3/28/2016	MON	63	26	0	9	89
3/29/2016	TUE	62	24	0	9	86
3/30/2016	WED	61	23	0	9	84
3/31/2016	THU	58	23	0	10	81
MARCH TOTALS		2012	929	0	456	2941



MONTHLY AVERAGE			
PRISONERS HOUSED	IN J.C.JAIL	ELSEWHERE	TOTAL PRISONERS
DAILY	NEW INTAKES		
64.9	29.97	14.71	94.87

JOHNSON COUNTY JAIL STATISTICS

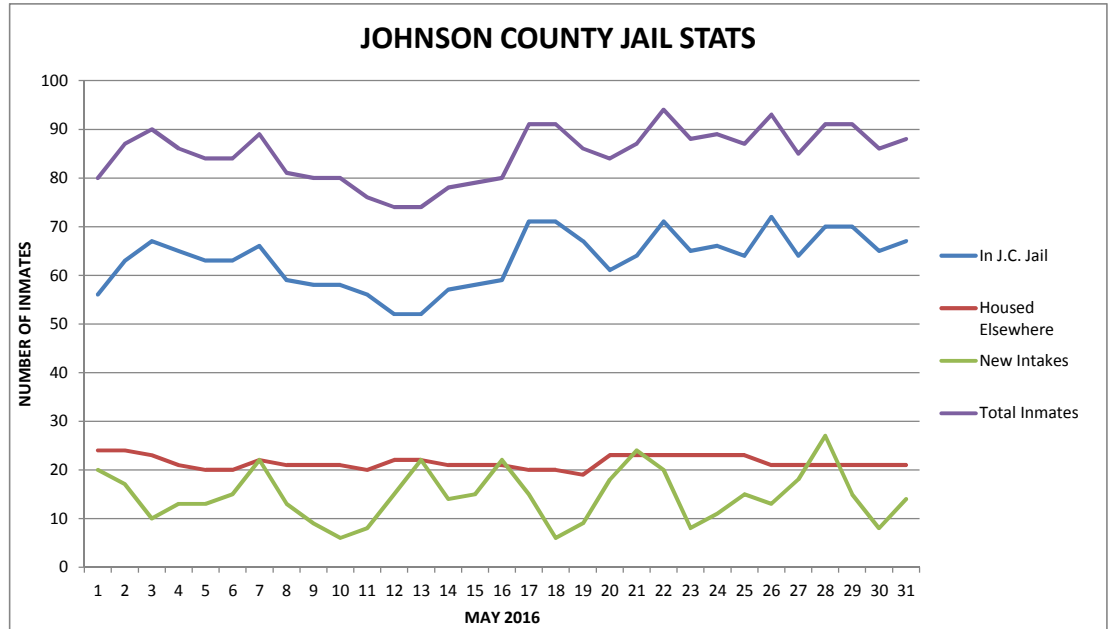
DATE	DAY	JOHNSON COUNTY JAIL	PRISONERS HOUSED ELSEWHERE	SENTENCED PRISONERS ON MONITOR	NEW INTAKES	TOTAL INMATES
4/1/2016	FRI	61	23	0	19	84
4/2/2016	SAT	62	21	0	17	83
4/3/2016	SUN	64	21	0	18	85
4/4/2016	MON	62	21	0	13	83
4/5/2016	TUE	61	22	0	6	83
4/6/2016	WED	58	23	0	15	81
4/7/2016	THU	67	23	0	11	90
4/8/2016	FRI	67	25	0	12	92
4/9/2016	SAT	60	24	1	22	85
4/10/2016	SUN	60	24	1	14	85
4/11/2016	MON	56	24	1	7	81
4/12/2016	TUE	59	23	0	23	82
4/13/2016	WED	72	23	0	14	95
4/14/2016	THU	60	23	0	12	83
4/15/2016	FRI	68	22	0	19	90
4/16/2016	SAT	61	23	0	11	84
4/17/2016	SUN	59	23	0	21	82
4/18/2016	MON	59	23	0	10	82
4/19/2016	TUE	63	21	0	12	84
4/20/2016	WED	63	22	0	11	85
4/21/2016	THU	58	23	0	14	81
4/22/2016	FRI	62	23	0	11	85
4/23/2016	SAT	60	23	0	21	83
4/24/2016	SUN	61	26	0	16	87
4/25/2016	MON	55	26	0	16	81
4/26/2016	TUE	61	25	0	14	86
4/27/2016	WED	70	24	0	13	94
4/28/2016	THU	65	24	0	14	89
4/29/2016	FRI	63	24	0	20	87
4/30/2016	SAT	61	24	0	18	85
APRIL TOTALS		1858	696	3	444	2557



MONTHLY AVERAGE			
IN J.C.JAIL	ELSEWHERE	NEW INTAKES	TOTAL PRISONERS
61.93	23.2	14.8	85.23

JOHNSON COUNTY JAIL STATISTICS

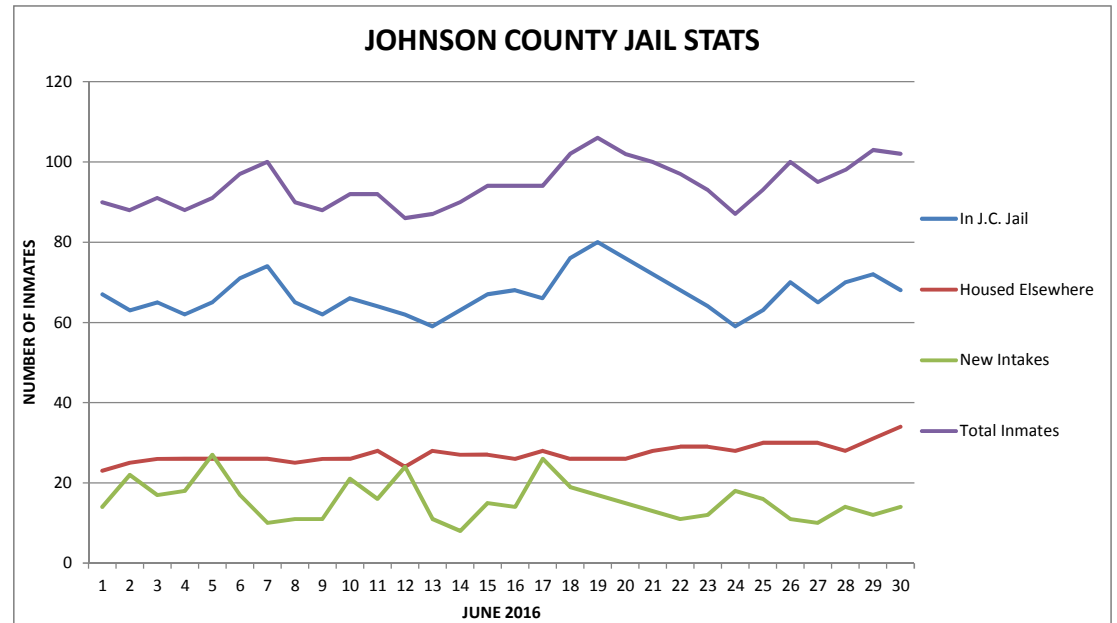
DATE	DAY	JOHNSON COUNTY JAIL	PRISONERS HOUSED ELSEWHERE	SENTENCED PRISONERS ON MONITOR	NEW INTAKES	TOTAL INMATES
5/1/2016	SUN	56	24	0	20	80
5/2/2016	MON	63	24	0	17	87
5/3/2016	TUE	67	23	0	10	90
5/4/2016	WED	65	21	0	13	86
5/5/2016	THU	63	20	1	13	84
5/6/2016	FRI	63	20	1	15	84
5/7/2016	SAT	66	22	1	22	89
5/8/2016	SUN	59	21	1	13	81
5/9/2016	MON	58	21	1	9	80
5/10/2016	TUE	58	21	1	6	80
5/11/2016	WED	56	20	0	8	76
5/12/2016	THU	52	22	0	15	74
5/13/2016	FRI	52	22	0	22	74
5/14/2016	SAT	57	21	0	14	78
5/15/2016	SUN	58	21	0	15	79
5/16/2016	MON	59	21	0	22	80
5/17/2016	TUE	71	20	0	15	91
5/18/2016	WED	71	20	0	6	91
5/19/2016	THU	67	19	0	9	86
5/20/2016	FRI	61	23	0	18	84
5/21/2016	SAT	64	23	0	24	87
5/22/2016	SUN	71	23	0	20	94
5/23/2016	MON	65	23	0	8	88
5/24/2016	TUE	66	23	0	11	89
5/25/2016	WED	64	23	0	15	87
5/26/2016	THU	72	21	0	13	93
5/27/2016	FRI	64	21	0	18	85
5/28/2016	SAT	70	21	0	27	91
5/29/2016	SUN	70	21	0	15	91
5/30/2016	MON	65	21	0	8	86
5/31/2016	TUE	67	21	0	14	88
MAY TOTALS		1960	667	6	455	2633



MONTHLY AVERAGE			
PRISONERS HOUSED IN J.C. JAIL	PRISONERS HOUSED ELSEWHERE	DAILY NEW INTAKES	TOTAL PRISONERS
63.23	21.52	14.68	84.94

JOHNSON COUNTY JAIL STATISTICS

DATE	DAY	JOHNSON COUNTY JAIL	PRISONERS HOUSED ELSEWHERE	SENTENCED PRISONERS ON MONITOR	NEW INTAKES	TOTAL INMATES
6/1/2016	WED	67	23	0	14	90
6/2/2016	THU	63	25	0	22	88
6/3/2016	FRI	65	26	0	17	91
6/4/2016	SAT	62	26	0	18	88
6/5/2016	SUN	65	26	0	27	91
6/6/2016	MON	71	26	0	17	97
6/7/2016	TUE	74	26	0	10	100
6/8/2016	WED	65	25	0	11	90
6/9/2016	THU	62	26	0	11	88
6/10/2016	FRI	66	26	0	21	92
6/11/2016	SAT	64	28	0	16	92
6/12/2016	SUN	62	24	0	24	86
6/13/2016	MON	59	28	0	11	87
6/14/2016	TUE	63	27	0	8	90
6/15/2016	WED	67	27	0	15	94
6/16/2016	THU	68	26	0	14	94
6/17/2016	FRI	66	28	0	26	94
6/18/2016	SAT	76	26	0	19	102
6/19/2016	SUN	80	26	0	17	106
6/20/2016	MON	76	26	0	15	102
6/21/2016	TUE	72	28	0	13	100
6/22/2016	WED	68	29	0	11	97
6/23/2016	THU	64	29	0	12	93
6/24/2016	FRI	59	28	0	18	87
6/25/2016	SAT	63	30	0	16	93
6/26/2016	SUN	70	30	0	11	100
6/27/2016	MON	65	30	0	10	95
6/28/2016	TUE	70	28	0	14	98
6/29/2016	WED	72	31	0	12	103
6/30/2016	THU	68	34	0	14	102
JUNE TOTALS		2012	818	0	464	2830



MONTHLY AVERAGE			
IN J.C. JAIL	PRISONERS ELSEWHERE	DAILY NEW INTAKES	TOTAL PRISONERS
67.07	27.27	15.47	94.33